



Garment Storage Solutions

For abattoirs, food processing
plants and factories.

Lockers 1 Door



Features

- Strong steel construction
- Fully welded
- Ventilation slot in every door
- Powder coated finish
- 3 point locking
- 305mm wide or 380mm wide
- Warranty: 5 years
- Australian made

Colour Options

Standard Colours

- Refer to Stronghold colour range

Other Colours

- By Request

Locking and Options

- Padlock or key lock
- Master keys systems available
- Electronic Lock
- Coin Lock
- Sloping Tops
- Seats & Stands

Product Range

CODE	DETAILS	DOORS	DIMENSIONS (mm)
SHL 3051	Hat Shelf + Hanging Rail	1	1840H x 305W x 455D
SHL 3801	Hat Shelf + Hanging Rail	1	1840H x 380W x 455D
SHL 3051S	Hat Shelf + Hanging Rail with Sloping Top	1	2145H x 305W x 455D
SHL 3801S	Hat Shelf + Hanging Rail with Sloping Top	1	2145H x 380W x 455D

Lockers 2 Door



Features

- Strong steel construction
- Fully welded
- Ventilation slot in every door
- Powder coated finish
- 305mm wide or 380mm wide
- Warranty: 5 years
- Australian made

Colour Options

Standard Colours

- Refer to Stronghold colour range

Other Colours

- By Request

Locking and Options

- Padlock or key lock
- Master keys systems available
- Electronic Lock
- Coin Lock
- Sloping Tops
- Seats & Stands

Product Range

CODE	DETAILS	DOORS	DIMENSIONS (mm)
SHL 3052	Hanging Rail	2	1840H x 305W x 455D
SHL 3802	Hanging Rail	2	1840H x 380W x 455D
SHL 3052S	Sloping top with Hat Shelf & Hanging Rail	2	2145H x 305W x 455D
SHL 3802S	Sloping top with Hat Shelf & Hanging Rail	2	2145H x 380W x 455D

Lockers 3 Door



Features

- Strong steel Construction
- Fully welded
- Ventilation slot in every door
- Powder coated finish
- 305mm wide or 380mm wide
- Warranty: 5 years
- Australian made

Colour Options

Standard Colours

- Refer to Stronghold colour range

Other Colours

- By Request

Locking and Options

- Padlock or key lock
- Master keys systems available
- Electronic Lock
- Coin Lock
- Sloping Tops
- Seats & Stands

Product Range

CODE	DETAILS	DOORS	DIMENSIONS (mm)
SHL 3053		3	1840H x 305W x 455D
SHL 3803		3	1840H x 380W x 455D
SHL 3053S	Sloping Top	3	2145H x 305W x 455D
SHL 3803S	Sloping Top	3	2145H x 380W x 455D

Lockers 4 Door



Features

- Strong steel construction
- Fully welded
- Ventilation slot in every door
- Powder coated finish
- 305mm wide or 380mm wide
- Warranty: 5 years
- Australian made

Colour Options

Standard Colours

- Refer to Stronghold colour range

Other Colours

- By Request

Locking and Options

- Padlock or key lock
- Master keys systems available
- Electronic Lock
- Coin Lock
- Sloping Tops
- Seats & Stands

Product Range

CODE	DETAILS	DOORS	DIMENSIONS (mm)
SHL 3054		4	1840H x 305W x 455D
SHL 3054S	Sloping Top	4	2145H x 305W x 455D
SHL 3804S	Sloping Top	4	2145H x 380W x 455D

Lockers 6 Door



Features

- Strong steel construction
- Fully welded
- Ventilation slot in every door
- Powder coated finish
- 305mm wide or 380mm wide
- Warranty: 5 years
- Australian made

Colour Options

Standard Colours

- Refer to Stronghold colour range

Other Colours

- By Request

Locking and Options

- Padlock or key lock
- Master keys systems available
- Electronic Lock
- Coin Lock
- Sloping Tops
- Seats & Stands

Product Range

CODE	DETAILS	DOORS	DIMENSIONS (mm)
SHL 3056		6	1840H x 305W x 455D
SHL 3806		6	1840H x 380W x 455D
SHL 3056S	Sloping Top	6	2145H x 305W x 455D
SHL 3806S	Sloping Top	6	2145H x 380W x 455D

Step Lockers



Features

- Strong steel construction
- Modern style ventilation slots in every door
- Choice of key locking or padlock facility available
- Master key systems available
- Durable oven baked powder coated finish
- Options include sloping canopy tops, seats and stands
- Warranty: 5 years
- Australian made

Colour Options

Standard Colours

- Refer to Stronghold colour range

Other Colours

- By Request

Product Range

CODE	DETAILS	DIMENSIONS (mm)
SHL 3802ST	Hanging Rail	1840H x 380W x 455D

Garment Fold Lockers



Features

- Specifically engineered for garment collection services
- Access all compartments via service door
- Individually keyed compartments
- Strong all steel construction
- Rigid door frame
- Fully welded
- Pweder coated finish
- Warranty: 5 years
- Australian made

Colour Options

Standard Colours

- Silver Grey, Pottery, Wedgewood

Other Colours

- By Request

Locking and Options

- Key Lock
- Mastered Available
- By request
- Stands available multiple wide
- Seats and Stands

Product Range

CODE	DESCRIPTION	DIMENSIONS (mm)
GL 021	4 Door Fold	1930H x 420W x 455D
GL 024	6 Door Fold	1930H x 420W x 455D
GL 012	8 Door Fold	1930H x 420W x 455D
GL 013	16 Door Fold	1930H x 420W x 455D
HOODS	Small Hood	300H x 420W x 455D
STAI00S	1 Wide Small Stand 100mm High	100H x 420W x 455D
STAI50S	1 Wide Small Stand 150mm High	150H x 420W x 455D

Garment Hanging Lockers



Features

- Specifically engineered for garment collection services
- Access all compartments via service door
- Individually keyed compartments
- Strong all steel construction
- Rigid door frame
- Fully welded
- Powder coated finish
- Warranty: 5 years
- Australian made

Colour Options

Standard Colours

- Silver Grey, Pottery, Wedgewood

Other Colours

- By Request

Locking and Options

- Key Lock
- Mastered Available
- Sloping Canopy Tops
- Seats and Stands

Product Range

CODE	DESCRIPTION	DIMENSIONS (mm)
GL 025	4 Door Hanger	1930H x 720W x 510D
GL 006	6 Door Hanger	1930H x 720W x 510D
GL 007	8 Door Hanger	1930H x 720W x 510D
HOODH	Sloping Top Hood	1930H x 720W x 510D
STA 100H	Hanger Stand 100mm High	100H x 720W x 510D
STA 150H	Hanger Stand 150mm High	150H x 720W x 510D

Garment Soil Bin



Features

- Strong all steel construction
- Fully welded
- Stands can be configured multiple wide to suit layout
- Warranty: 5 years

Colour Options

Standard Colours

- Silver Grey, Pottery, Wedgewood

Other Colours

- By Request

Locking and Options

- Key Lock
- Mastered Available
- Sloping Canopy Tops
- Standards Available- multiple wide
- Seats

Product Range

CODE	DESCRIPTION	DIMENSIONS (mm)
GL 009	Small Soil Bin - 1 Door	1930H x 420W x 455D
GL 016	Large Soil Bin - Full Width Chute, 2 Doors	1840H x 900W x 455D
HOODS	Small Hood	300H x 420W x 455D
HOODL	Large Hood	300H x 900W x 455D
STA 150S	Small Stand 100mm High	100H x 420W x 455D
STA 150S	Small Stand 150mm High	150H x 420W x 455D
STA 150L	Large Stand 150mm High	100H x 900W x 455D
STA 150L	Large Stand 150mm High	150H x 900W x 455D

Garment Repair Bin



Features

- Strong steel construction
- Fully welded
- Ventilation slots in every door
- Powder coated finish
- Warranty: 5 years

Colour Options

Standard Colours

- Silver Grey, Pottery, Wedgewood

Other Colours

- By Request

Options

- Tag Holder
- Stands

Use

- To separate out damaged garments from normal wash cycles

Product Range

CODE	DESCRIPTION	DIMENSIONS (mm)
GL 010	Repair Bin	1170H x 420W x 455D
TAG 001	Tag Holder	200H x 200W 455D
STA 100S	Small Stand 100mm High	100H x 420W x 455D
STA 150S	Small Stand 150mm High	150H x 420W x 455D

Garment Back Up Bin



Features

- Strong steel construction
- Fully welded
- Ventilation slots in every door
- Powder coated finish
- Warranty: 5 years

Colour Options

Standard Colours

- Silver Grey, Pottery, Wedgewood

Other Colours

- By Request

Locking and Options

- Key Lock
- Mastered Available
- Sloping Canopy Tops
- Stands

Use

- For bulk storage of garments on-site, either hanging or folded

Product Range

CODE	DESCRIPTION	DETAILS	DIMENSIONS (mm)
GL 015	Back Up Bin - Shelves	3 Shelves	1840H x 900W x 455D
GL 014	Back Up Bin - Rail	1 Rail	1840H x 900W x 455D
GL 011	Back Up Bin - 2 Rails	2 Rails	1840H x 900W x 455D
GL 017	Tall Back Up Bin - 2 Rails	2 Rails	2100H x 900W x 455D

Stands



Features

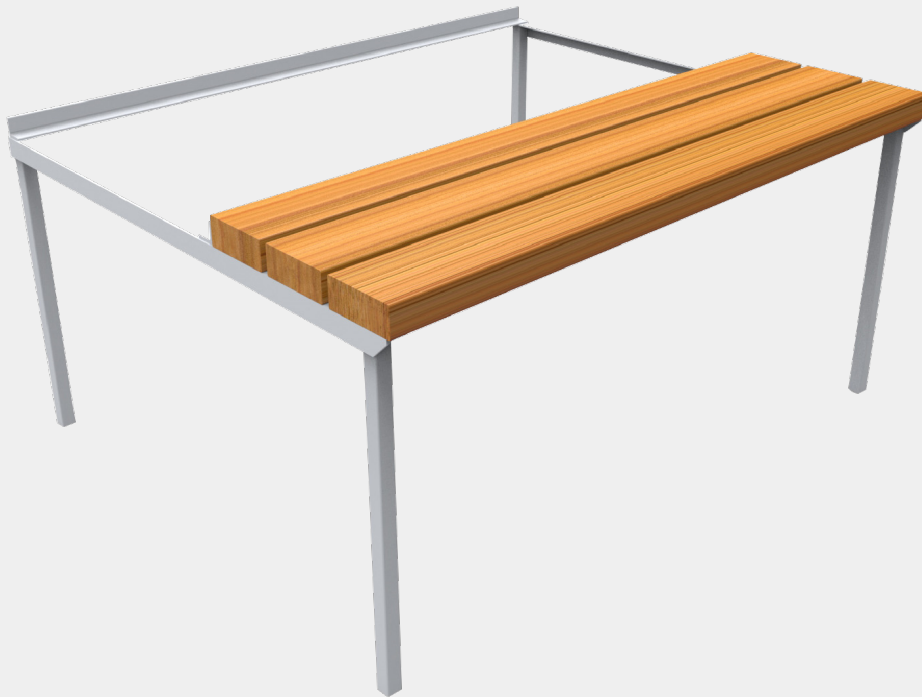
- Strong all steel frame construction
- Size varies to suit room layout
- Adjustable feet
- Custom stands made to order
- Warranty: 5 years
- Castors available on request
- Australian made

Product Range

305W		
CODE	DESCRIPTION	DIMENSIONS (mm)
STA 1001	1 Wide - 100 High	305W x 455D x 100H
STA 1002	2 Wide - 100 High	610W x 455D x 100H
STA 1003	3 Wide - 100 High	915W x 455D x 100H
STA 1004	4 Wide - 100 High	1220W x 455D 100H
STA 1005	5 Wide - 100 High	1525W x 455D x 100H

380W		
CODE	DESCRIPTION	DIMENSIONS (mm)
STA 1001	1 Wide - 100 High	305W x 455D x 100H
STA 1002	2 Wide - 100 High	610W x 455D x 100H
STA 1003	3 Wide - 100 High	915W x 455D x 100H
STA 1004	4 Wide - 100 High	1220W x 455D 100H
STA 1005	5 Wide - 100 High	1525W x 455D x 100H

Seat and Stands



Features

- Strong all steel construction
- Sizes variable to suit room layout
- Timber or Aluminium slats
- Adjustable feet
- Warranty: 5 years
- Australian made

Product Range

CODE	DESCRIPTION	DIMENSIONS (mm)
S&S 400-1	Seat and Stand - 1 Wide	400H x 305W x 770D
S&S 400-2	Seat and Stand - 2 Wide	400H x 610W x 770D
S&S 400-3	Seat and Stand - 3 Wide	400H x 915W x 770D
S&S 400-4	Seat and Stand - 4 Wide	400H x 1220W x 770D
S&S 400-5	Seat and Stand - 5 Wide	400H x 1525W x 770D

Bench Seats



Features

- Strong all steel frame construction
- Standard 1500mm and 2000mm
- Timber or Aluminium slats
- Length can be varied to suit room layout
- Double seat with hanging rail available
- Warranty: 5 years
- Enquire about complete locker room fit outs and custom sizing
- Australian made

Colour Options

Standard Colours

- Refer to Stronghold colour range

Other Colours

- By Request

Product Range

CODE	DESCRIPTION	DETAILS	DIMENSIONS (mm)
SEAT 1500A	Bench Seat 1500mm Aluminium Slats		400H x 450W x 1500D
SEAT 2000A	Bench Seat 2000mm Aluminium Slats		400H x 450W x 2000D
SEAT 1500T	Bench Seat 1500mm Timber Slats		400H x 450W x 1500D
SEAT 2000T	Bench Seat 2000mm Timber Slats		400H x 450W x 2000D
S&R 1500	Bench Seat with Hanging Rail 1500mm	Back to Back w/ Timber Slats	400H x 850W x 1500D
S&R 2000	Bench Seat with Hanging Rail 2000m	Back to Back w/ Timber Slats	400H x 850W x 2000D

Locks & Accessories



Latch Lock



Flush Latch Lock



Hasp & Staple



H/D Swing Handle



Coin Return Lock



Combination Lock

Features

→ We can source locks to suit your requirement

→ Key locks are standard on all locking items

→ Master keys system available

Mechanical Locks Range

CODE	DESCRIPTION	DETAILS
LOCKLATCH	Latch Lock	Lockers only, not 1 door
LOCKHASP	Hasp & Staple Lock	Lockers only, not 1 door
LOCKSWING	Heavy Duty Swing Handle	H/duty padlock applications, cabinets
LOCKFLUSH	Flush handle latch lock for padlock	Cabinets & 1 door Lockers
LOCKCOIN	Coin or Token lock	All Lockers
LOCKCOMBI	Combination lock with key override	Cabinets & Lockers
LOCKCOMBPAD	Combination padlock & key override	Use with Latch Lock & Hasp&Staple

Electronic Locks Range

CODE	DESCRIPTION	DETAILS
LOCKL200	L200 Electronic Lock	All lockers & cabinets
LOCKNANO90	Nano 90 Electronic Lock	Lockers only, not single door
LOCKKL1000	Kitlock 1000 Electronic Lock	All lockers & cabinets

Locks & Accessories (cont.)

Lots of other locking options - Please enquire



L200 electronic locks available for single or multi use with master key override



Codelock Nano 90,
Kitlock 1000

Custom Labels available Please enquire



Accessories Range

CODE	DESCRIPTION	DETAILS
LOCKER NMBR	Engraved self adhesive labels 40 x 20	With Locker numbers
SHLVENT	Custom door vents	All Lockers & Cabinets

Colours


Customise your design, and then pick the perfect colour for your application. Our expert product design team is happy to talk about colour matching or custom colour requests.

See our standard and prestige colour range below.


Standard colour range



Black Satin



White Satin



Silver Grey



Graphite Ripple



Wild Oats



Wedge Wood



Pottery

Extended colour range



Lawn Green



Blaze Blue




Signal Red




X15 Orange




Lemon Yellow




White Ripple



Beige Ripple



Silver Pearl



Black Ripple



Custom steel furniture, storage, cabinets and lockers. Robust, practical and Melbourne made.

Talk to us today.

PHONE 03 9357 0543

EMAIL info@stronghold.com.au

ADDRESS 9-13 Jesica Rd,
Campbellfield VIC 3061