



# Bin Storage

Keep everything organised with  
custom storage bins.

# Bin Cabinet



## Features

- Full Louvre Panel Back for storing parts bins
- Strong steel construction
- Fixed bottom shelf (Base)
- Flush fitting key lock and handle
- Secure 3 point locking system
- Adjustable feet (for uneven floors)
- Durable oven baked powder coat finish
- Australian made
- Warranty: 5 years

## Colour Options

### Standard Colours

- Refer to Stronghold colour range

### Extended Colours

- Refer to Stronghold colour range


### Other Colours

- By request

## Product Range

CODE	DESCRIPTION	DETAILS	DIMENSIONS (mm)
SHO 0350L	Open Bay Bin Shelf - 1840 High	No Doors	1840H x 900W x 350D
SHC 0350L	Bin Cabinet - 1840 High	With Doors	1840H x 900W x 350D

# Louvre Panels



## Features

- Folded edges for extra rigidity
- Fixing Holes for attaching to wall
- Durable powder coated finish
- Australian made
- Warranty: 5 years

## Colour Options


### Standard Colours

- Silver Grey Only

## Product Range

CODE	DESCRIPTION	DIMENSIONS (mm)
SLP 0457	Louvre Panel Powder Coated	457H x 455W
SLP 0915	Louvre Panel Powder Coated	915H x 455W
SLP 1200	Louvre Panel Powder Coated	1200H x 455W
SLP 1830	Louvre Panel Powder Coated	1830H x 455W

# Plastic Parts Bins



## Features

- Three sizes available
- To suit louvre panel
- Stackable
- Australian made

## Product Range

CODE	DESCRIPTION	DIMENSIONS (mm)
SDG 0013	Plastic Part Bin - Small	85H x 100W x 172D
SDG 0014	Plastic Part Bin - Medium	124H x 130W x 220D
SDG 0015	Plastic Part Bin - Large	165H x 200W x 275D

# Colours

Customise your design, and then pick the perfect colour for your application. Our expert product design team is happy to talk about colour matching or custom colour requests.

See our standard and prestige colour range below.


## Standard colour range



**Black Satin**



**White Satin**



**Silver Grey**



**Graphite Ripple**



**Wild Oats**



**Wedge Wood**



**Pottery**

## Extended colour range



**Lawn Green**



**Blaze Blue**




**Signal Red**




**X15 Orange**




**Lemon Yellow**




**White Ripple**



**Beige Ripple**



**Silver Pearl**



**Black Ripple**



Custom steel furniture, storage, cabinets and lockers. Robust, practical and Melbourne made.

**Talk to us today.**

**PHONE** 03 9357 0543

**EMAIL** [info@stronghold.com.au](mailto:info@stronghold.com.au)

**ADDRESS** 9-13 Jesica Rd,  
Campbellfield VIC 3061